

STVF Guest Registration Guide

I. Registration Process

- #1 Visit the SIFF official website by clicking on this page <http://www.stvf.com>.
- #2 After entering the official website, please click "GUEST REGISTRATION".



- #3 Please choose Participate to sign up for STVF.



#4 Check the agreement. The users who already have the accounts select “Sign in”, and the users without the accounts select “Register”.

Notice to Guests

I. Registration Time and Price:

1. Visitor

Registration before March 31, 2019 (including March 31): RMB 600 / person (early bird price)

Registration on April 1-30, 2019 (including April 30): RMB 1,000 / person (early bird price)

Registration on May 1-31, 2019 (including May 31): RMB 1,200 / person

2. Day Pass

Day Pass on June 11, 2019, RMB 300/person (valid on the day)

Day Pass on June 12 & 13, 2019, RMB 200/person (valid on the day)

I have read and agree to the terms and conditions. click to agree
If you already have an account, click "Sign in"
If you don't have an account, click "Register"

#5 Fill in or confirm your personal information for your registration.

(Please make sure all the blanks with * are filled)

* Account

* Email

The Account must only contain letters, digits, underscores (_), @, dots (.), or hyphens (-)!

* Password (6 or more characters, at least 2 types of characters)

* Confirm

* Name

* Gender Male Female

* Birthday

* ID type(中国人请选择中文界面注册报名,请不要在此处使用中国护照)

Valid date of ID

* ID photo (Upload the scanning copy of passport, Less than 1MB)

* Photo (Less than 1MB)

Please upload recent bareheaded photos (i.e., non-art, life, side profile, etc.). White background photos are preferred.

#6 After the information is completed, please click submit.

* Career
 Distribution Acquisition Sales Advertisement Media Director Producer Actor Script Technician
 Film and TV Equipment Film and Television production Festival / Event organiser Post-production Agency
 Academic Researcher Other

* Company
Please enter your company

Department: Please enter your department
Position: Please enter your Position

Telephone: e.g. - Country Code : 86 City Code : 21 Number : 12345678 or 1234567-101
Country/Region: City: Number: Address: Please enter province: Please enter city:

Detailed address: Please enter detailed address
Postcode: Please enter postcode

Save Confirm Registration



Dear [REDACTED]:

Account: [REDACTED] Registration Fee: [REDACTED]

Warm greetings from the Shanghai TV Festival!

We have received your REGISTRATION INFORMATION, please keep your username and password carefully.


Please read the 'Notice to guests' to get the registration information.

Thank you for your always support to STVF and we look forward to welcoming you in June.

Remark: Your registration information has been handed over to the organizing committee. We will send the confirmation letter to your mailbox after your information being confirmed. Please print and bring your confirmation letter when you come to the site for registration. Thanks again for your participation !! If you need to edit your registration information, please login "GUEST CENTER"

II. Photo Upload Steps

* Photo (Less than 1MB)



Upload

step 1

Please upload recent bareheaded photos (i.e., non-art, life, side profile, etc.). White background photos are preferred.


Upload photo

×

Picture format only support: JPG, GIF, PNG, JPEG (Less than 1MB)
(Please cut the head image according to the template style)
(First select with the mouse, then click the crop button)

Upload picture

step 2



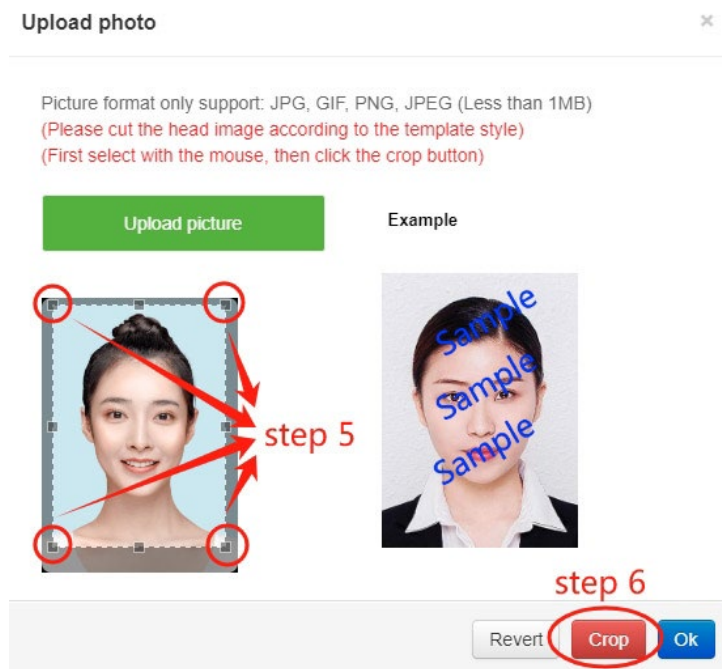
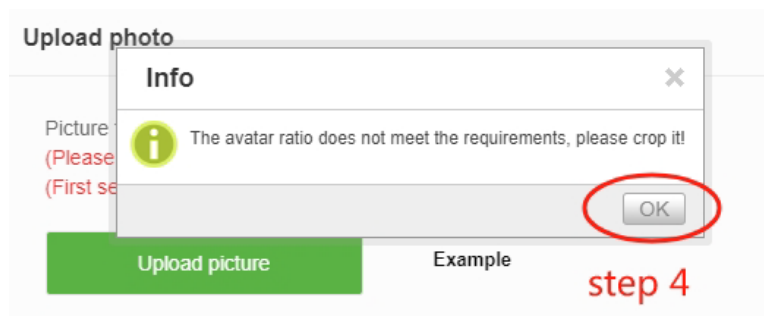
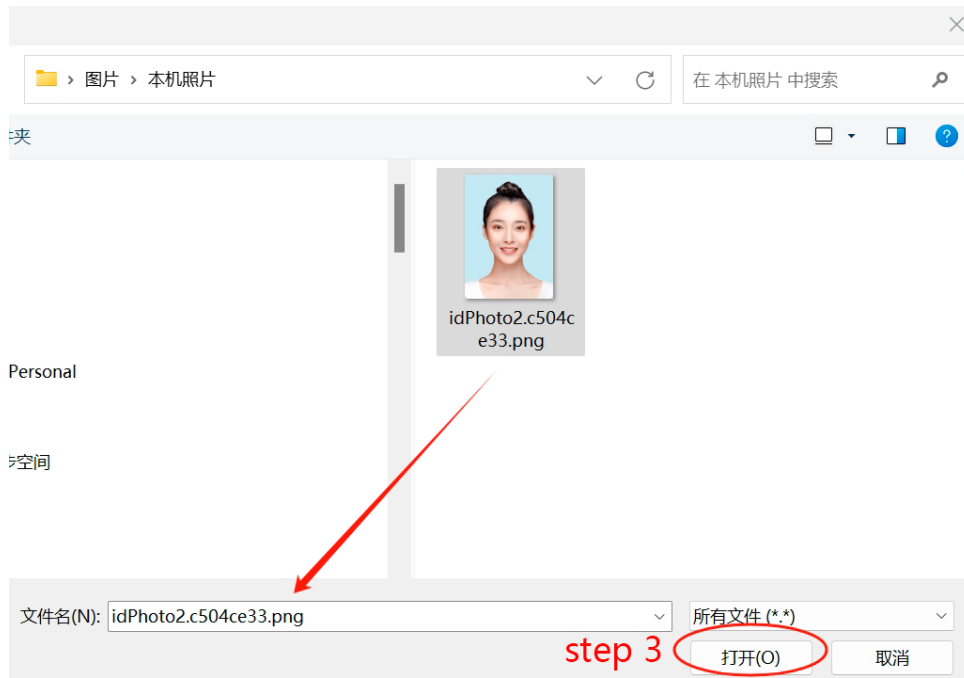
Example



Revert

Crop

Ok



Upload photo



Picture format only support: JPG, GIF, PNG, JPEG (Less than 1MB)

(Please cut the head image according to the template style)

(First select with the mouse, then click the crop button)

Upload picture

Example



step 7

Revert

Crop

Ok

* Photo (Less than 1MB)



Upload

Done

Please upload recent bareheaded photos
(i.e., non-art, life, side profile, etc.). White
background photos are preferred.

III. If you forget your password or account number, how to get it back?

#1 Click “members login” and “forgot account/ password?”

中文 English **Members Login**



Please enter the account

Please enter the password

Login

[Forgot account / password?](#)



上海电视节
SHANGHAI TV FESTIVAL

English


Account

Password

[Forgot Account Password?](#)

Log In


#2 Enter the registered name and passport.

 Retrieve the password

Name enter the registered name and passport

Please enter your passport

#3 Retrieve through the mailbox


 Retrieve the password

Prompt email:

Email:

enter your email used to register"/>

- After entering the email address you filled in during registration, a modification mail will be sent to your registered email address.

 Retrieve the password




The mail was sent successfully

Mail has been sent to your registered 3*****@qq.com, please check.


For details on how to change the password, please check the email details, Thank you for your dedication and support.

please check your mailbox

Modify the password ☆

发件人: GuestSTVF <guest@stvf.com> 

时 间: 2019年5月17日(星期五) 中午12:20

收件人: 

Dear Rocky:

Hello, your login account is Rocioso.

Please click [here](#) to update your password.

This mail is automatically sent by the system, please do not reply, thank you for cooperation.

Shanghai TV Festival please click "here" to update your password

- Click the link to enter the password modification page.

Retrieve the password

Password input your new password

Submit

- After entering the new password, click Submit and the modification is successful.