

# STVF Guest Registration Guide

## I. STVF Guest (Visitor)

- #1 Visit the SIFF official website by clicking on this page <http://www.stvf.com>.
- #2 After entering the official website, please click "GUEST REGISTRATION".



- #3 Please choose Participate to sign up for STVF.



Visitor Select Visitor ▼

STVF Registration

Notice to Guests

#4 Check the agreement. The users who already have the accounts select “Sign in”, and the users without the accounts select “Register”.

**Notice to Guests**

I. Registration Time and Price:

1. Visitor

Registration before March 31, 2019 (including March 31): RMB 600 / person (early bird price)

Registration on April 1-30, 2019 (including April 30): RMB 1,000 / person (early bird price)

Registration on May 1-31, 2019 (including May 31): RMB 1,200 / person

2. Day Pass

Day Pass on June 11, 2019, RMB 300/person (valid on the day)

Day Pass on June 12 & 13, 2019, RMB 200/person (valid on the day)

I have read and agree to the terms and conditions.

click to agree  
If you already have an account, click “Sign in”  
If you don’t have an account, click “Register”

**Sign in**      **Register**

#5 Fill in or confirm your personal information for your registration.

\* Account      \* Email

Please enter the account **only English characters or numbers  
special characters like space shall not be included**      Please enter the email

\* Password(6 or more characters, at least 2 types of characters.)      \* Confirm

Please enter the password      Confirm your password

\* Name

Please enter your name


\* Gender      \* Birthday

Male     Female      Click the calendar icon on the right to select the date


\* ID type

Passport


Valid date of ID



\* ID photo(Upload the scanning copy of passport,Less than 300KB)



\* Photo (Less than 300KB)



Your photo should be clear and frontal

\* Mobile

Telephone

\* Country and Region

Address

Detailed address

PostCode

\* Company please make sure all the blanks with \* are filled

Departments

Positions

\* Career

- Distributor  Sales agent  Advertisement  Media  Director  Producer  Actor  Script  Technician  
 Other

## #6 After the information is completed, please click submit.

\* Company

Departments  Position

\* Career  
 Distributor  Sales agent  Advertisement  Media  Director  Producer  Actor  Script  Technician  
 Other

---

Copyright Shanghai TV Festival 沪ICP备10033953号-2 Web: http://www.stvf.com

Confirm registration for the TV Festival *make sure to select it*



Dear [REDACTED]:

Account: [REDACTED] Registration Fee: [REDACTED]

Warm greetings from the Shanghai TV Festival!

We have received your REGISTRATION INFORMATION, please keep your username and password carefully.

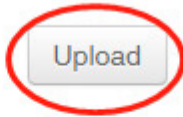
Please read the 'Notice to guests' to get the registration information.

Thank you for your always support to STVF and we look forward to welcoming you in June.

Remark: Your registration information has been handed over to the organizing committee. We will send the confirmation letter to your mailbox after your information being confirmed. Please print and bring your confirmation letter when you come to the site for registration. Thanks again for your participation!! If you need to edit your registration information, please login "GUEST CENTER"

## II. Photo Upload Steps

\* Photo (Less than 300KB)



step1


### Upload photo



Picture format only support: JPG, GIF, PNG, JPEG

(Please cut the head image according to the template style)

(First select with the mouse, then click the crop button)



step2

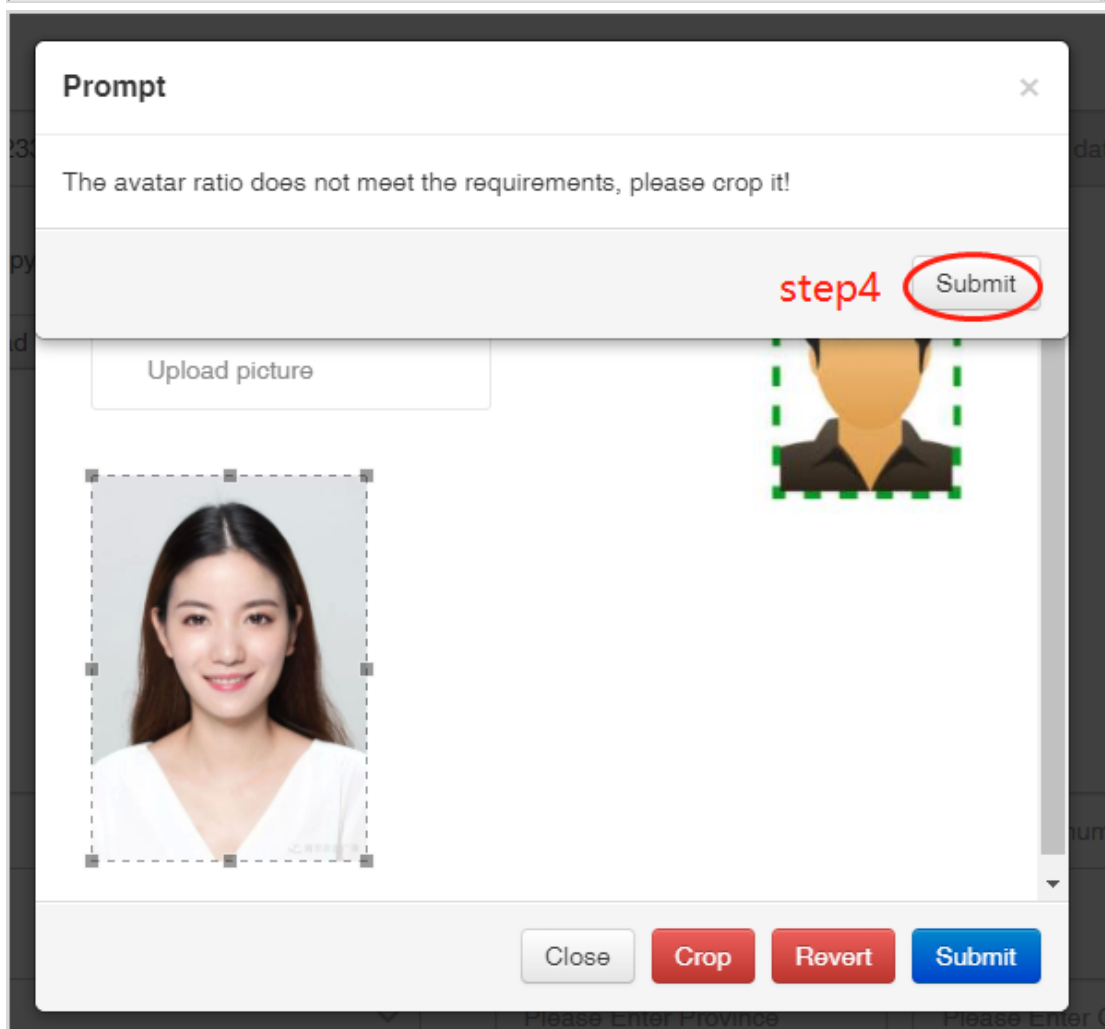
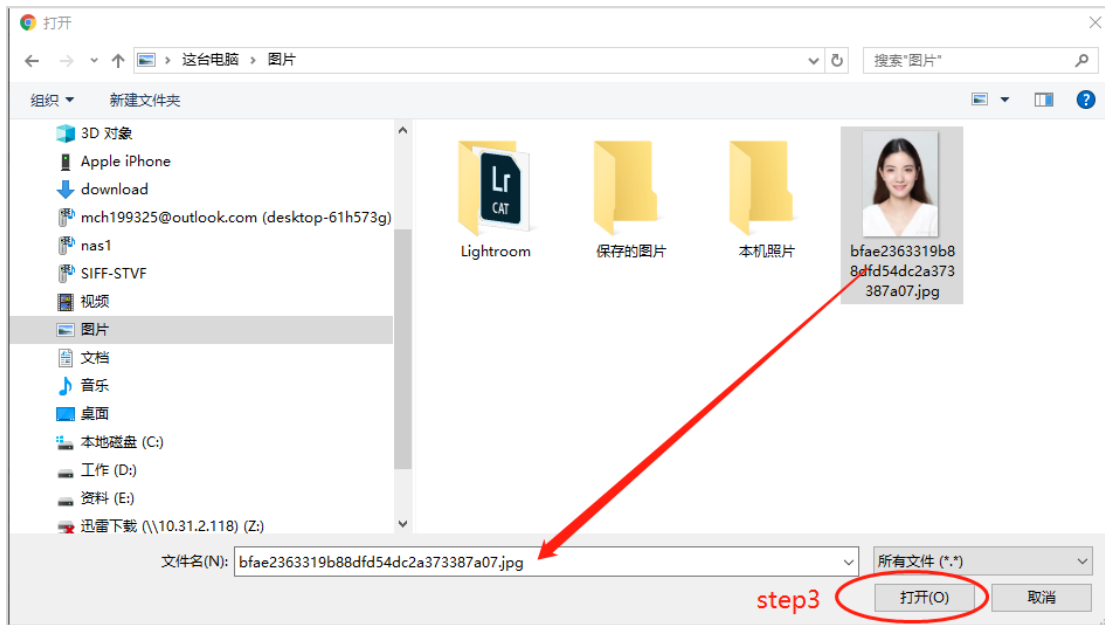


Close

Crop

Revert


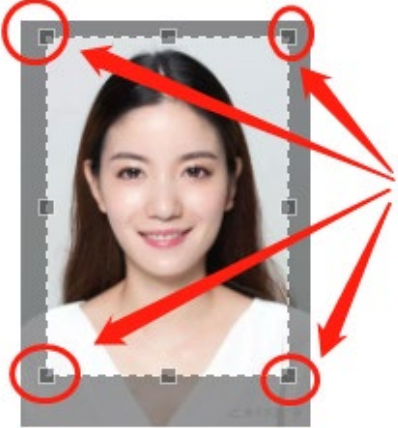
Submit



### Upload photo

Picture format only support: JPG, GIF, PNG, JPEG  
(Please cut the head image according to the template style)  
(First select with the mouse, then click the crop button)

Upload picture



step5


step6

Close Crop Revert Submit

Valid date of ID

Click the calendar icon on the right to select the date

\* Photo (Less than 300KB)



Upload

Done

Telephone

Country and Req

City

number

### III. If you forget your password or account number, how to get it back?

#1 Click “members login” and “forgot account/ password?”


中文 English **Members Login**



**第25届上海电视节**  
25TH SHANGHAI TV FESTIVAL

  
  
**Login**  
[Forgot account / password?](#)

中文 English




**第25届上海电视节**  
25TH SHANGHAI TV FESTIVAL

  
  
**Login**  
[Forgot account / password?](#)



## #2 Enter the registered name and passport.


 Retrieve the password

---

Name enter the registered name and passport

Please enter your passport

## #3 Retrieve through the mailbox

 Retrieve the password


---

Prompt email:

Email:

enter your email used to register"/>

- After entering the email address you filled in during registration, a modification mail will be sent to your registered email address.

 Retrieve the password

---




### The mail was sent successfully

Mail has been sent to your registered 3\*\*\*\*\*@qq.com, please check.

For details on how to change the password, please check the email details, Thank you for your dedication and support.

please check your mailbox

## Modify the password ☆

发件人: GuestSTVF <guest@stvf.com> 

时 间: 2019年5月17日(星期五) 中午12:20

收件人: 

Dear Rocky:

Hello, your login account is Rocioso.

Please click [here](#) to update your password.

This mail is automatically sent by the system, please do not reply, thank you for cooperation.

Shanghai TV Festival please click "here" to update your password

- Click the link to enter the password modification page.

### Retrieve the password

Password input your new password

Submit

- After entering the new password, click Submit and the modification is successful.